

Budget Council Meeting

(Formerly UPRAC)

Finance & Administration

12.11.2023

Core Focus Areas

Creating the MOCS Experience

Leveraging Our Special Place as Chattanooga's University

Cultivating a Culture of Innovation

Operating with Excellence

Continued Campus Initiatives

- Quantum/Data/AI
- Health and Managing Wellness
- Teacher Education
- Entrepreneurship
- Student Recruitment
- University Marketing
- Employee Compensation
- Quality Enhancement Plan

Budget Input Session Themes

1. Academic Programming

- Investment in high academic growth programs
- Summer school evaluation and review
- Review current academic programs for cost/benefit effectiveness

2. Compensation and Benefits

- Compression and market competition
- Flexible scheduling, working environment
- Merit increases and alignment with performance evaluations

3. Departmental General Operating Expenses

- DASH staffing needs
- Library publications and databases expenses
- Travel budget and faculty research costs

4. Parking Improvements

- Optimize parking system
- Incentive based parking Engel Stadium
- Faculty/staff parking/sliding-scale parking analysis
- Visitor parking

5. Student Recruitment

- Undergraduate new freshmen
- Undergraduate transfers / non-traditional
- Graduate students
- Part-time students

6. Student Programming

- Enhance dining options
- Expand housing needs
- Student mental health and wellness support
- Student academic advising and support

7. University Infrastructure and Maintenance

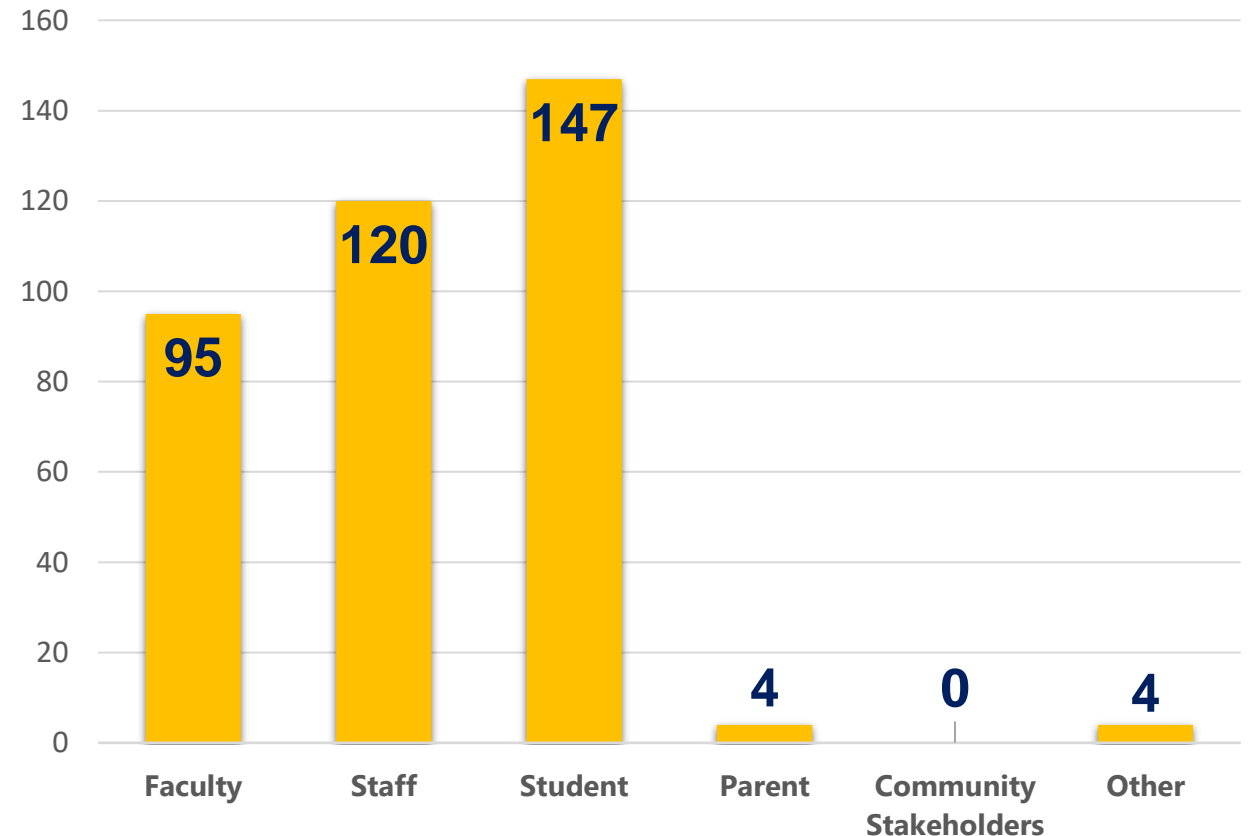
- Building/grounds maintenance budgets
- Technology maintenance and upgrades
- Align staffing levels with campus growth
- Equipment useful life refresh

Post Budget Input Session Survey – Data Points

Survey Categories

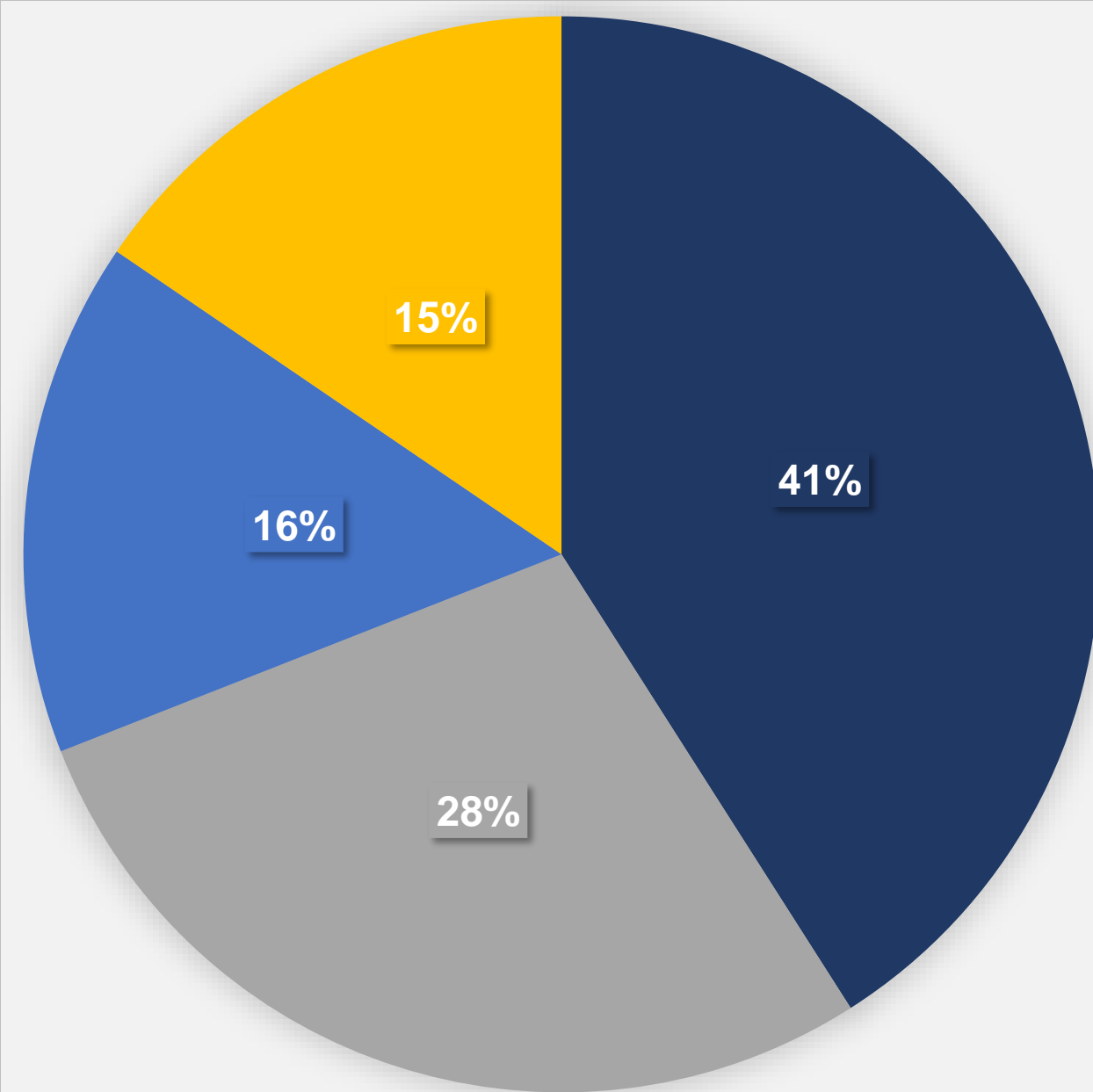
- Academic Programming
- Campus Safety
- Compensation & Benefits
- Dept. General Operating Expenses
- Parking Improvements
- Student Programming
- Student Recruitment
- Summer School Courses & Scheduling
- University Infrastructure & Maintenance

Post Budget Input Session Responses



Top Four First Priority Categories

All Responses



■ Compensation and Benefits

■ Academic Programming

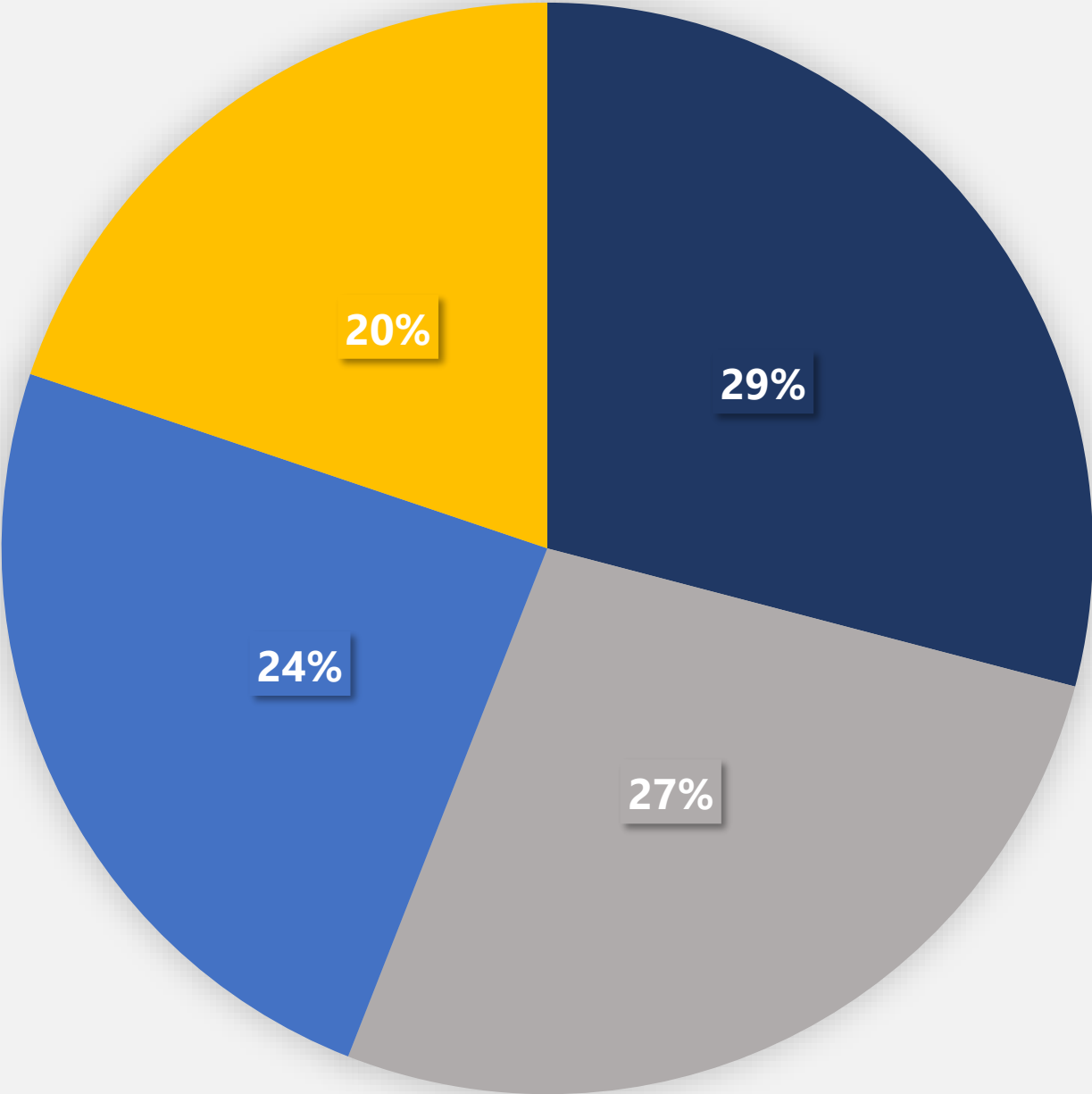
■ Parking Improvements

■ Campus Safety

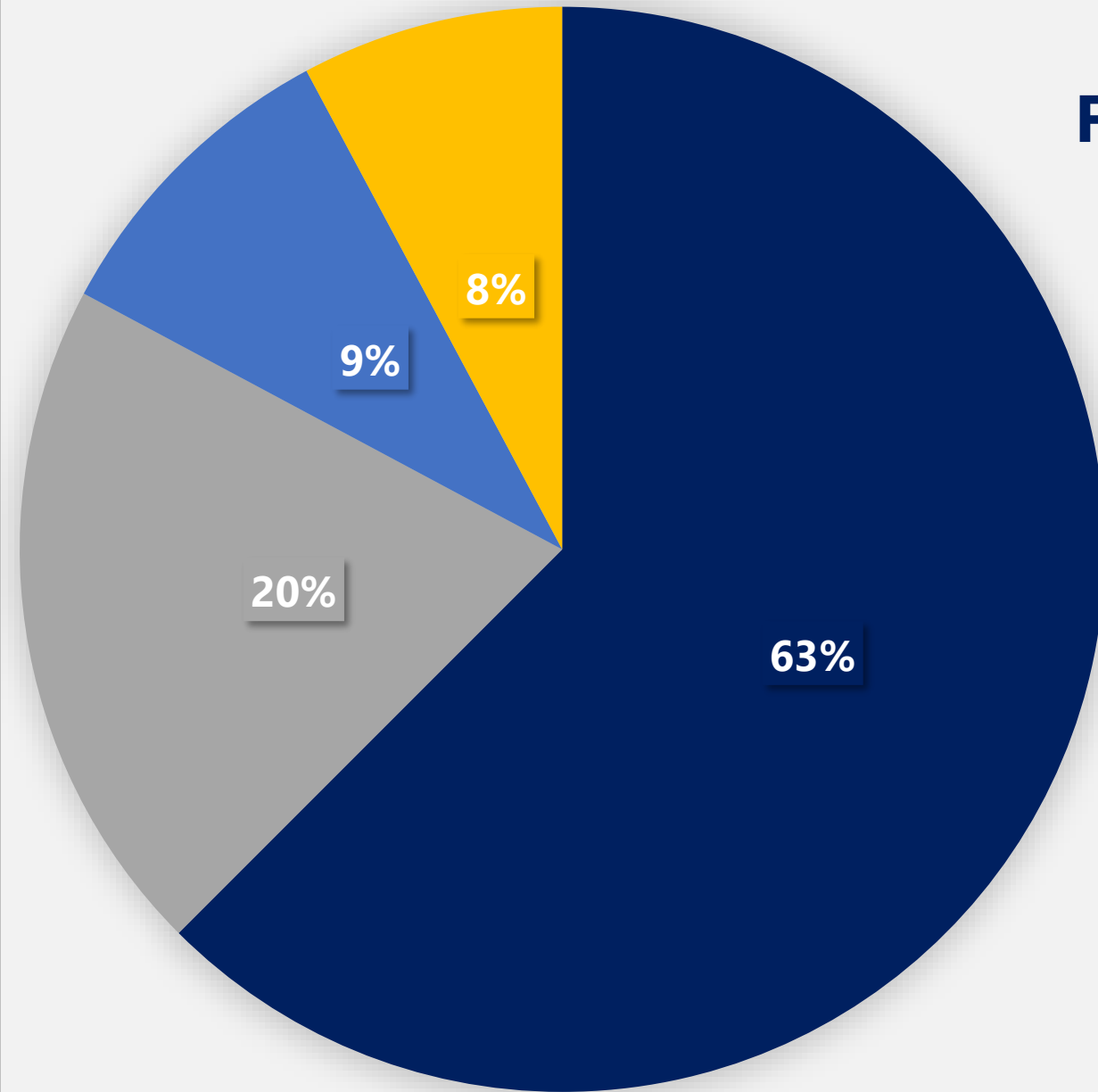
Top Four Second Priority Categories

All Responses

- Compensation and Benefits
- Parking Improvements
- Departmental General Operating Expenses
- Academic Programming



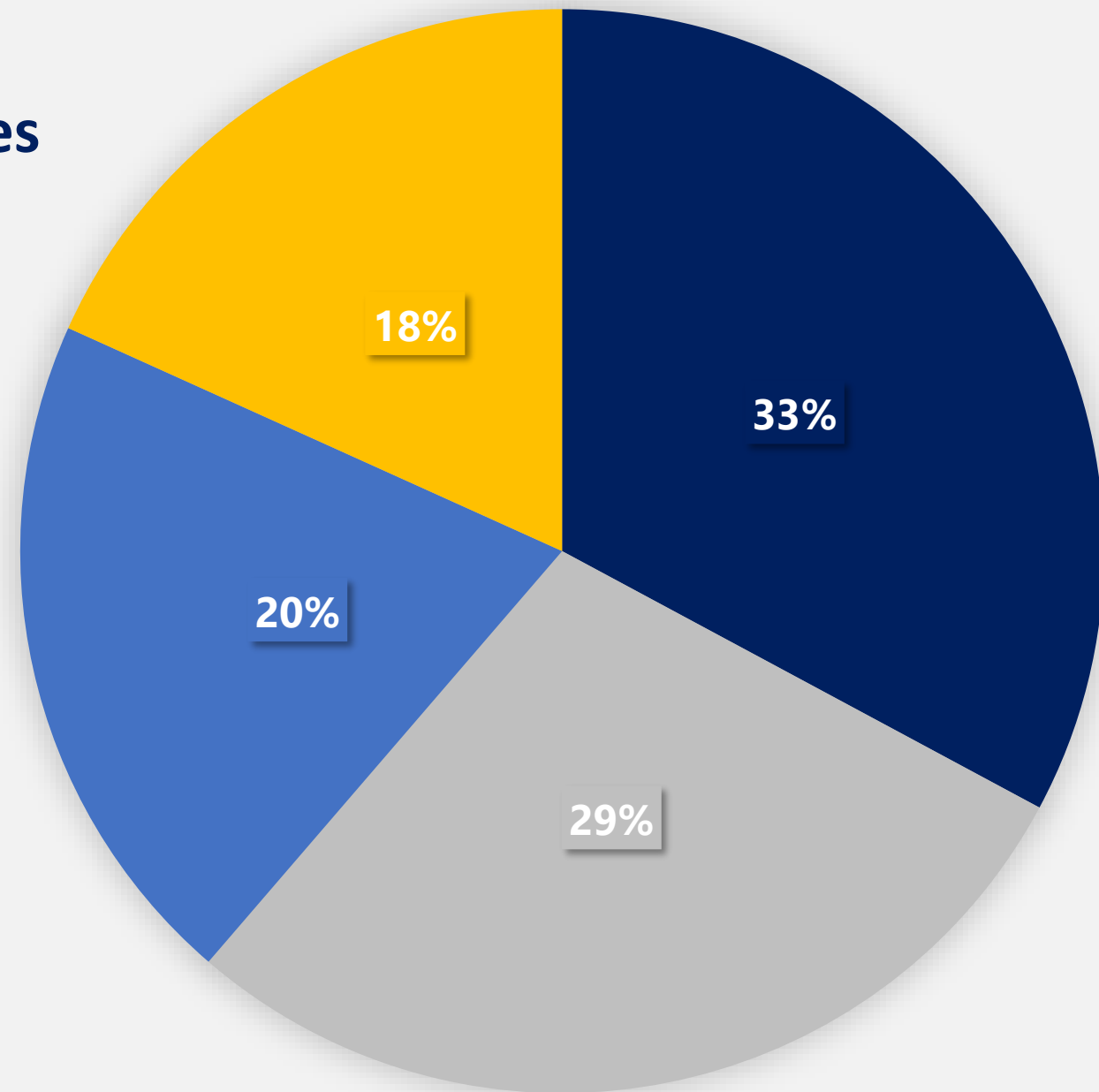
Faculty/Staff First Priority Categories



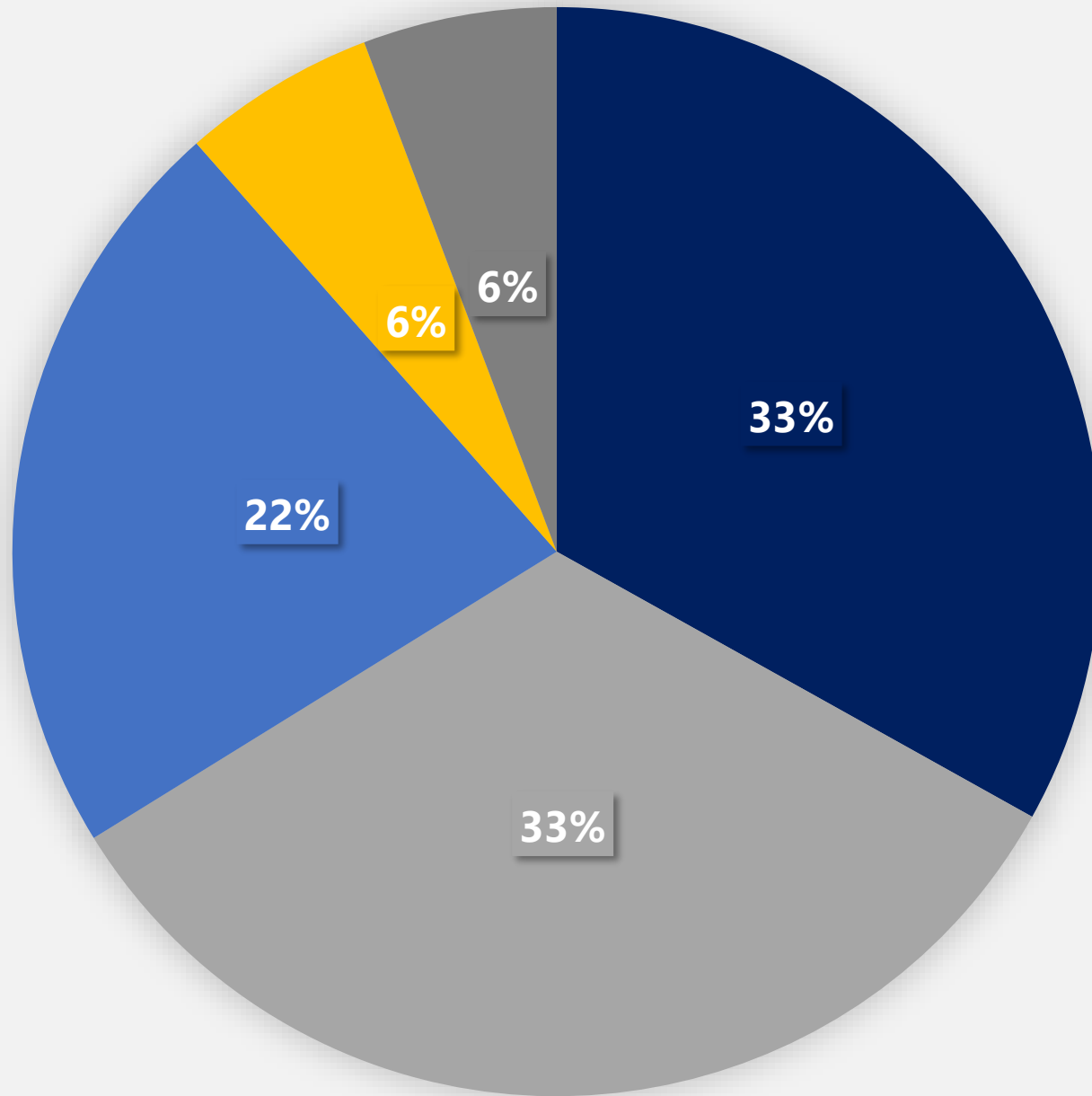
- Compensation and Benefits
- Academic Programming
- Campus Safety
- Departmental General Operating Expenses

Faculty/Staff Second Priority Categories

- Departmental General Operating Expenses
- Compensation and Benefits
- Academic Programming
- Student Recruitment



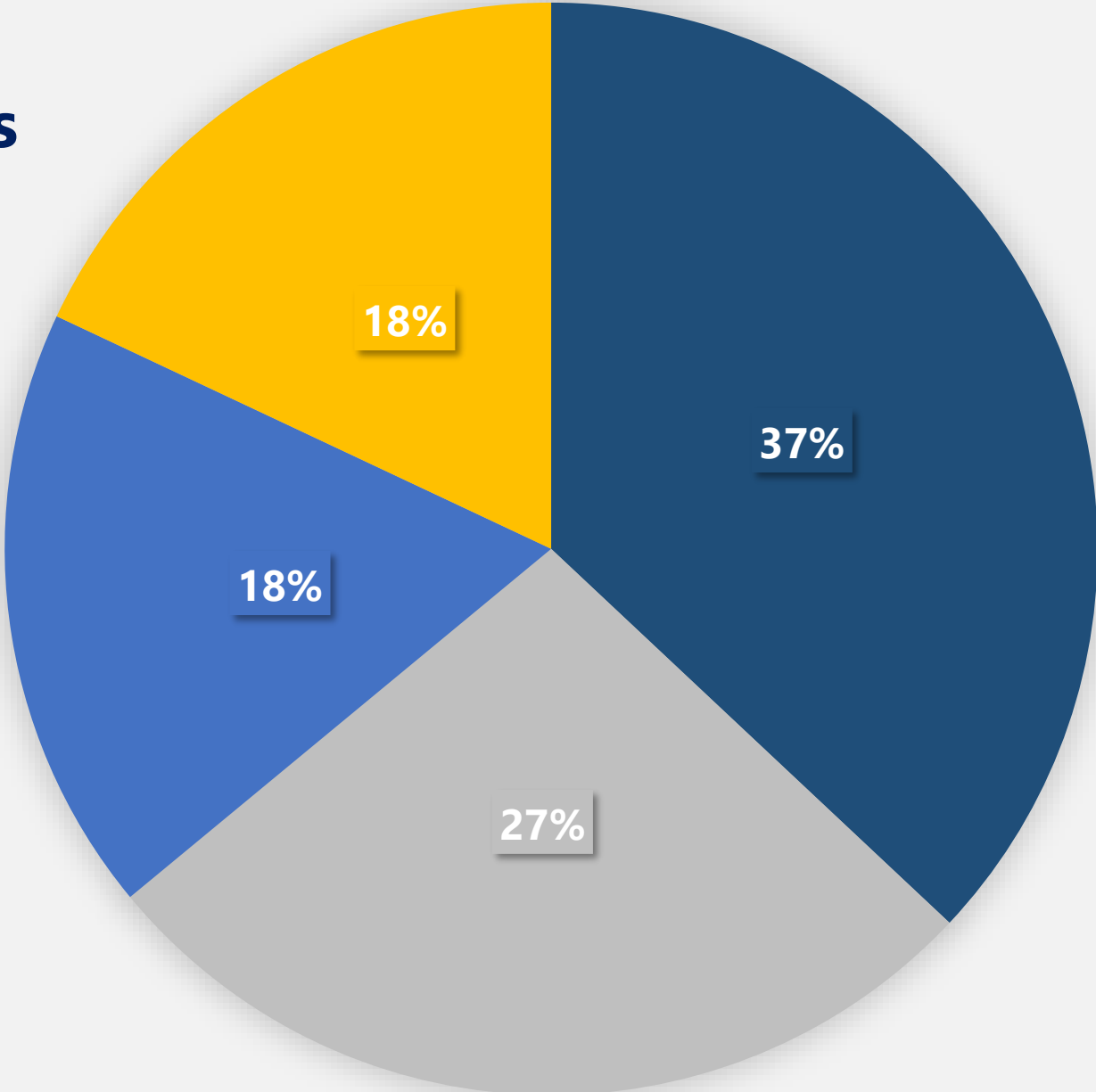
Students First Priority Categories



- Parking Improvements
- Academic Programming
- Campus Safety
- University Infrastructure and Maintenance
- Departmental General Operating Expenses

Students Second Priority Categories

- Parking Improvements
- Compensation and Benefits
- Campus Safety
- Student Programming



Projected New Revenue

2% Tuition Increase	Projected
Formula Growth	\$ 978,300
Productivity Adjustment	\$ 468,900
Salary Pool Estimate (3%)	\$ 2,042,550
Maintenance Fees	\$ 1,872,176
Mandatory Fees	\$ 400,000
Differential Fees	\$ 122,243
Total	\$ 5,884,169

3% Tuition Increase	Projected
Formula Growth	\$ 978,300
Productivity Adjustment	\$ 468,900
Salary Pool Estimate (3%)	\$ 2,042,550
Maintenance Fees	\$ 2,808,264
Mandatory Fees	\$ 600,000
Differential Fees	\$ 183,364
Total	\$ 7,081,378

The salary pool estimate reflects 65% funding allocation from state appropriations. The mandatory fee estimate depends on which specific fees are approved for increase.

Projected Expense Summary

Division	Expense
Institutional	\$ 5,882,816
Athletics	\$ 1,812,435
Academic Affairs	\$ 1,218,420
Communications & Marketing	\$ 650,000
Enrollment Management & Student Affairs	\$ 361,339
Research & Graduate School	\$ 118,300
Total	\$ 10,043,310

The difference between projected expenses and projected 3% revenue is \$2,961,932.

The difference between projected expenses and projected 2% revenue is \$4,159,141.

Projected Expense Details by Division

Institutional	Cost
3% Salary Pool	\$ 3,142,385
Compression, Faculty Promotions & Other Adjustments	\$ 1,000,000
Quality Enhancement Plan - FY24 Unfunded Item	\$ 275,540
ERP System Implementation - FY24 Unfunded Item	\$ 144,250
System Charge Increase - Estimate	\$ 250,000
Scholarships - UT Promise Changes	\$ 427,000
Scholarships - Tuition 2% Increase	\$ 243,641
Mandatory Fee – 2% Increase	\$ 400,000
Total	\$ 5,882,816

*All expenses shown are projected recurring expenses. Non-recurring and auxiliary are not included.
All salary pool funds include benefits at the projected fully funded 3% increase from state appropriations.*

Projected Expense Details by Division

Academic Affairs	Cost
CHEPS – LEAP Advisor & Operations (THEC Commitment)	\$ 59,528
CHEPS – Nursing Faculty (State Capital Outlay Commitment)	\$ 830,349
RCOB – Management Master of Science Faculty & Operations (THEC Commitment)	\$ 206,300
Differential Fee – 2% Increase	\$ 122,243
Total	\$ 1,218,420

Research & Graduate School	Cost
Graduate School – GA 2% Tuition Increase and Adjustment	\$ 80,767
Research – Director of Grant Accounting (Partial Funding for Current Position)	\$ 37,533
Total	\$ 118,300

All expenses shown are projected recurring expenses. Non-recurring and auxiliary are not included.

Projected Expense Details by Division

Enrollment Management & Student Affairs	Cost
Student Recruitment (Power C Tours, Prospective Students & Materials)	\$ 300,000
Coordinator of Off Campus Housing	\$ 61,339
Total	\$ 361,339

Athletics	Cost
Operations	\$ 1,700,000
Grant-in-Aid - 2% Tuition Increase	\$ 112,435
Total	\$ 1,812,435

Communications & Marketing	Cost
University Marketing - Ad Placements	\$ 650,000

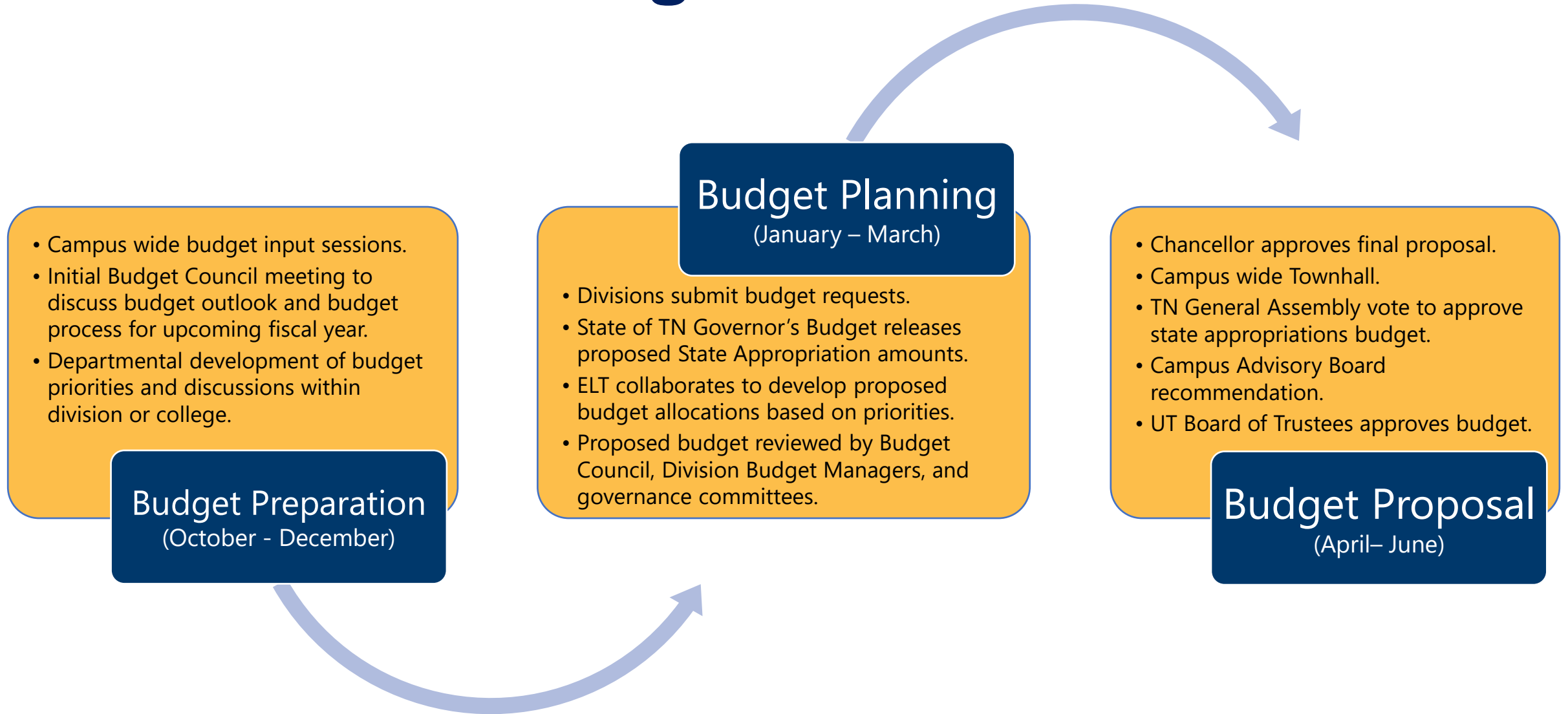
All expenses shown are projected recurring expenses. Non-recurring and auxiliary are not included.

Recent Reallocations

Chancellor's Office	Reallocation
Funding Available from Administrative Cost Savings	\$ -215,000
Innovation Fund	\$ 100,000
Director of Economic Development	\$ 115,000
Total	\$ -

Finance & Administration	Reallocation
Funding Available from Administrative Cost Savings	\$ -313,570
Associate Vice Chancellor for Public Safety/Police Chief	\$ 160,000
Academic Affairs Safety (Lab)	\$ 50,000
Police Officer	\$ 50,000
Security Officer	\$ 34,000
Operating Expenses	\$ 19,570
Total	\$ -

Budget Process



Budget Requests

- Standard Budget Request Template
- Due January 24, 2024
- List In Order of Priority
- Must Identify Which Strategic Goal Aligns with Each Request
- Encourage Reallocations (Budget Office Assistance Available)
- Provides Opportunity to Document Needs