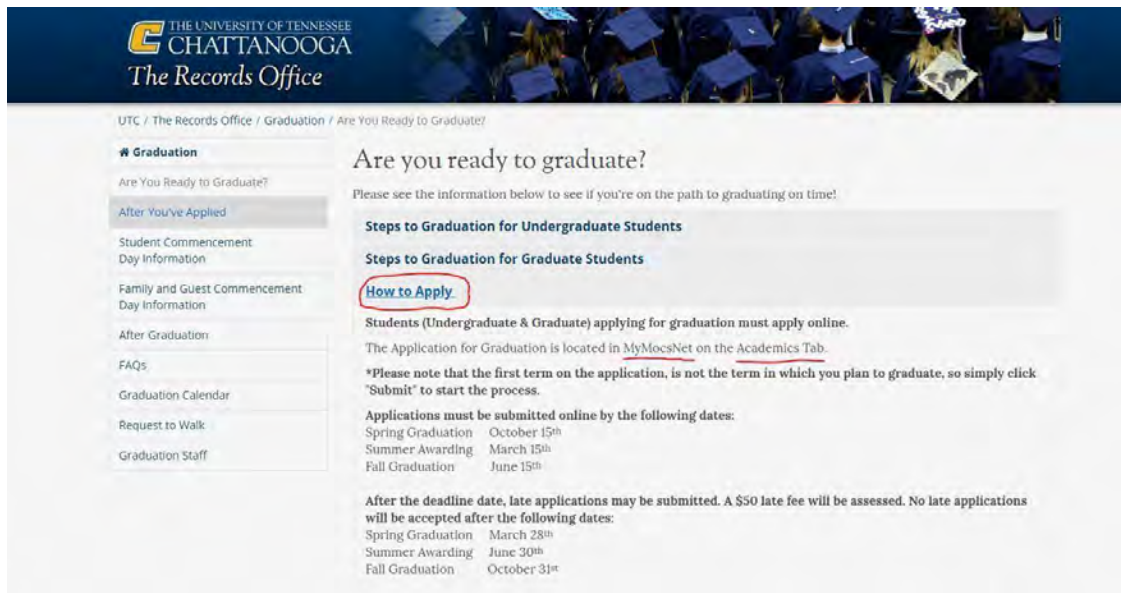


How to Apply for Graduation

1. Go to <https://www.utc.edu/records/graduation/are-you-ready-to-graduate.php>



UTC / The Records Office / Graduation / Are You Ready to Graduate?

W Graduation

- Are You Ready to Graduate?
- After You've Applied
- Student Commencement Day Information
- Family and Guest Commencement Day Information
- After Graduation
- FAQs
- Graduation Calendar
- Request to Walk
- Graduation Staff

Are you ready to graduate?

Please see the information below to see if you're on the path to graduating on time!

Steps to Graduation for Undergraduate Students

Steps to Graduation for Graduate Students

How to Apply

Students (Undergraduate & Graduate) applying for graduation must apply online. The Application for Graduation is located in MyMocsNet on the Academics Tab.

*Please note that the first term on the application, is not the term in which you plan to graduate, so simply click "Submit" to start the process.

Applications must be submitted online by the following dates:

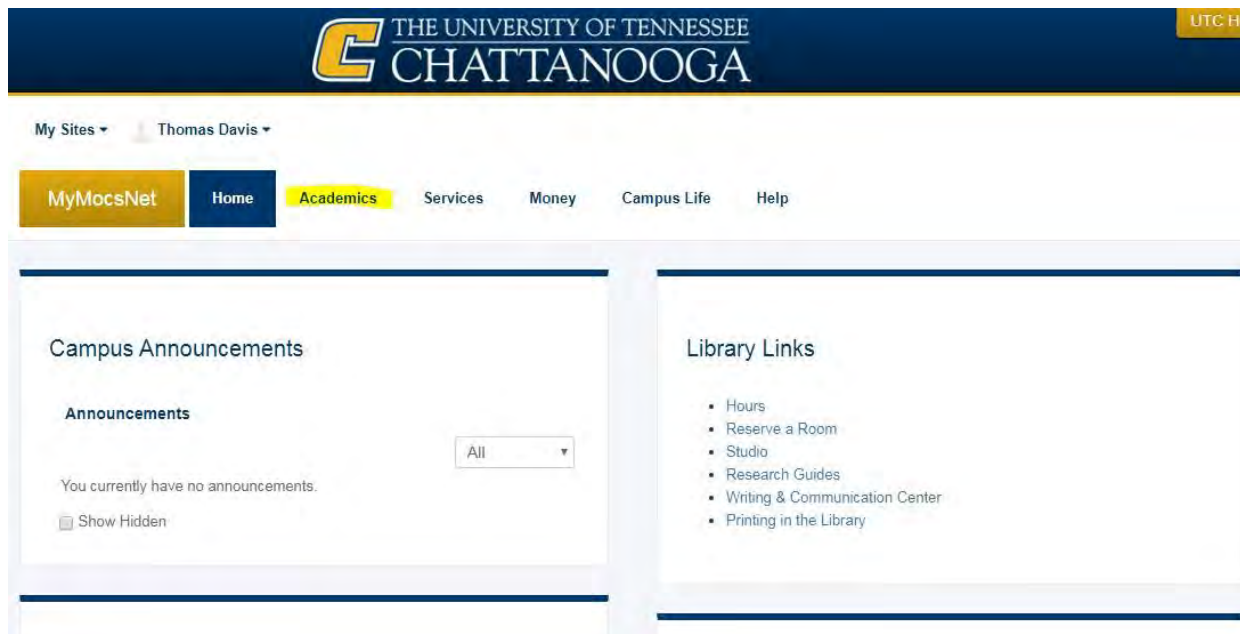
Spring Graduation	October 15 th
Summer Awarding	March 15 th
Fall Graduation	June 15 th

After the deadline date, late applications may be submitted. A \$50 late fee will be assessed. No late applications will be accepted after the following dates:

Spring Graduation	March 28 th
Summer Awarding	June 30 th
Fall Graduation	October 31 st

2. Find the link "How to Apply" and read the information for either graduate or undergraduate.

3. Go to MyMocsNet and find the Academics tab



THE UNIVERSITY OF TENNESSEE
CHATTANOOGA

My Sites ▾ Thomas Davis ▾

MyMocsNet Home Academics Services Money Campus Life Help

Campus Announcements

Announcements

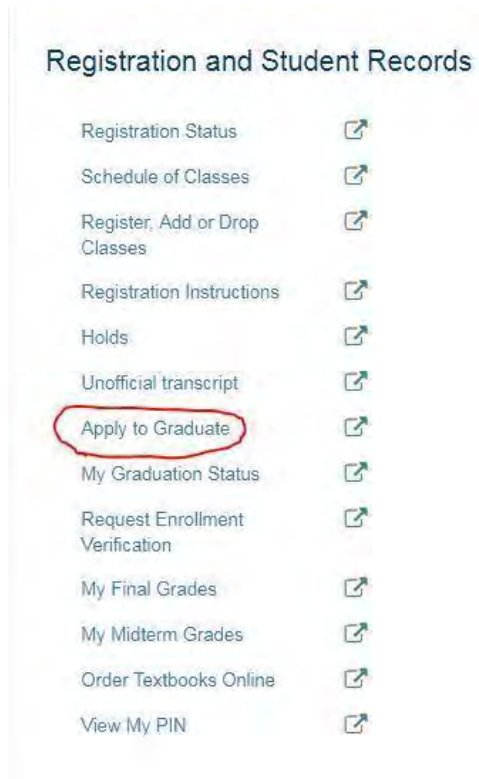
You currently have no announcements.

Show Hidden

Library Links

- Hours
- Reserve a Room
- Studio
- Research Guides
- Writing & Communication Center
- Printing in the Library

4. Click on “Apply to Graduate”



4. Choose the year of graduation, click submit, and fill out the application.

